

MY MORNING ROUTINE

The students all arrive at school by the same time, but do you know how they spend their mornings before that? Do they get ready, eat breakfast, and leave the house? Some wake up at 4 AM to do their homework, while others are allowed to play games before school. Each student has a different morning routine. This activity is all about uncovering their real morning habits—perhaps a little too much! (LOL)

- 1 Practice vocabulary using picture cards (as a class).



- 2 Tell me your morning routine. You can lie if you want!



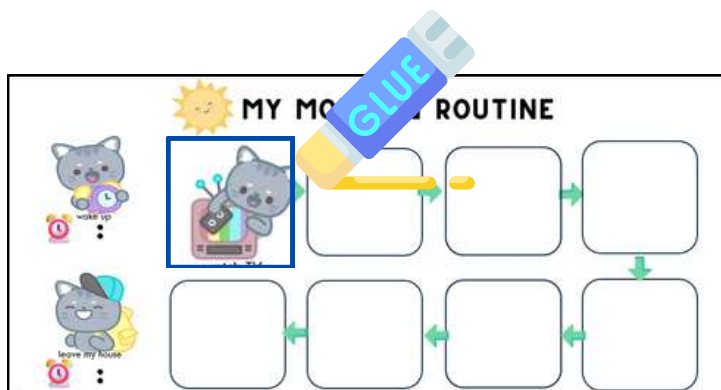

Stick the picture card on the blackboard after saying each action.

- 3 Explain the activity.

Tell students who don't have a set routine to create one based on the order they followed this morning.

If there are no illustrations, they should either draw their own or write it down.

- 4 Cut with scissors and glue (individually).



You don't have to fill in all the boxes.

5 Practice English.

1) As a whole group, review how to say the actions using the pictures on the blackboard as examples.

I wake up at 6:00, wash my face, make breakfast, have breakfast, do the laundry ... and leave my house.

2) Practice individually. Teach one-on-one as needed

I used to ask, "Who wants me to check?"
(Students would raise their hands.)

It seemed easier for them to approach me this way, rather than just saying, "Ask me if you don't understand."

3) When using a writing worksheet, correct the sentences.



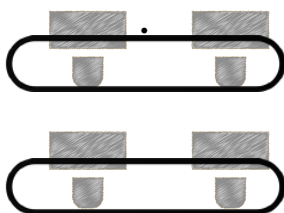
6 Pair up with your neighbor and share your sentences while showing your worksheet.



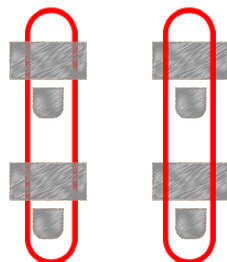
7 Switch pairs and share your routines.

If there is time, walk around the classroom to find a partner. If not, make pairs while staying seated


With your neighbor



With the one in front or behind



With the one diagonally across



If talking diagonally seems difficult, students can move to the seat next to them and pair up.

Three Types of Worksheets

They are based on the vocabulary from the 3rd-grade textbook, Unit 9.

The PowerPoint allows for modifications, such as changing "leave my house" to "leave for school."

Illustrations Only

This worksheet features a sequence of eight empty boxes for a morning routine, starting with 'wake up' and ending with 'leave my house'. Below the boxes is a grid of 16 small illustrations, each with a corresponding action label: get dressed, watch TV, drink milk, make breakfast, check my school bag, do the laundry, walk my dog, feed my cat, brush my teeth, wash my face, do my homework, have breakfast, take out the garbage, take a shower, take a bath, and wash the dishes.

With Example Sentences

This worksheet includes the same morning routine sequence as the first one, but with an example sentence provided: "I wake up at 6:10 AM, wash my face, brush my teeth, have breakfast, drink milk, walk my dog, get dressed, check my school bag, and leave my house." A purple arrow points from this section to the 'For Writing' section.

For Writing

This worksheet is designed for writing practice. It features the morning routine sequence and the grid of illustrations. Below the 'leave my house' box, there are several horizontal lines for writing. A separate sheet of the illustration grid is provided to the right for easy access.

Separate Sheet: Illustrations Only
(For Two People)