

# TREASURE HUNT

pair activity

① Cut out the pictures and glue them.



TREASURE BOX (CHEST)



DIAMOND



GOLD



TREASURE BOX (CHEST) KEY



CRYSTAL



	January	February	March	April	May	June	July	August	September	October	November	December
Monday												
Tuesday												
Wednesday												
Thursday												
Friday												
Saturday												
Sunday												



	January	February	March	April	May	June	July	August	September	October	November	December
Monday												
Tuesday												
Wednesday												
Thursday												
Friday												
Saturday												
Sunday												

② Try to guess where your partner has hidden their treasures. The person who finds—or steals—the most before time runs out is the winner!"

## Rules:

- Take turns speaking.
- You need to find both the treasure chest and the key to open it.
- Keep track of the places you guessed (mark your own chart with an X or similar).

③ Example Conversation:



Sunday, March

	January	February	March	April	May	June	July	August	September	October	November	December
Monday												
Tuesday												
Wednesday												
Thursday												
Friday												
Saturday												
Sunday												

Use the days of the week and the months to say a location.

In this case, it means the square where Sunday and March meet.



Oh no... you found the gold!  
Nope, not here!



"You found the \_\_\_!"

(You found the gold! / You found the key!)



"Sorry, not here." / "Nope, not here!"


④ If possible, give a small reward—like a sticker—to any child who finds both the treasure chest and the key. ❤️



# Included in this file:



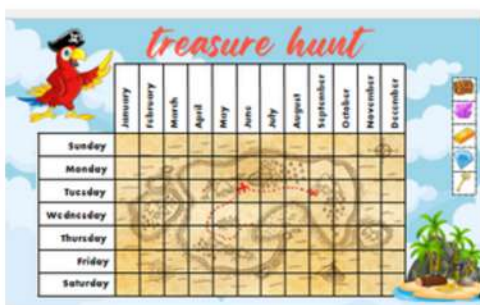
## PowerPoint ① (10 slides)

### How to Play instructions






## PowerPoint ② (17 slides)

### Worksheets with days of the week and months (color & black and white)



### Blank worksheets (color & black and white)




You can write any letters  
you like in the squares.

You can also practice making sentences with this activity.

Try using:

- to + verb (e.g. I like to run.)
- present continuous (e.g. They are cooking.)
- questions (e.g. Can you swim?)
- weather and time sentences with It's (e.g. It's sunny in London, It's 10 o'clock in Sydney.)



**TRE**

	to run	to cook	
I like			
She likes			



**TRE**

	running	cooking	
I am			
They are			




**TREAS**

	swim?	cook?		
Can you				
Can Lisa				

Can Lisa cook?

If the "treasure" is there, answer  
**Yes, she can.**

If it's not there, answer  
**No, she can't.**



	London	Sydney
sunny		
10 : 00		

**It's sunny in London.**

**It's 10 o'clock in Sydney.**



## Treasure illustrations



**If a student's treasure is found by their partner, they can cut out the picture and give it to them. (optional)**

## Related Words



## Extra Illustrations



## Sticker illustrations



**When a student finds both the key and the treasure chest, they get to pick a card from the mystery pile (face down). Flip it over and see what treasure they found!**