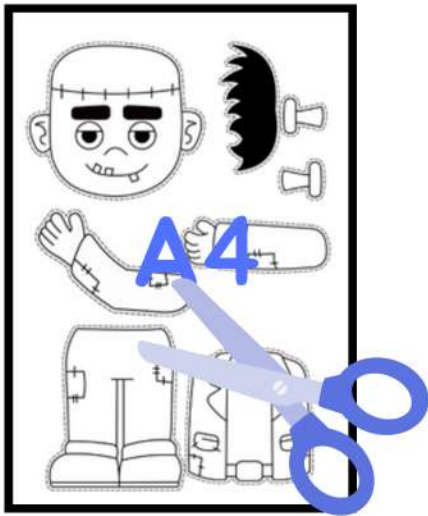


# HALLOWEEN

This activity features fun Halloween characters —  
Frankenstein and Skeleton!

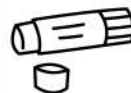
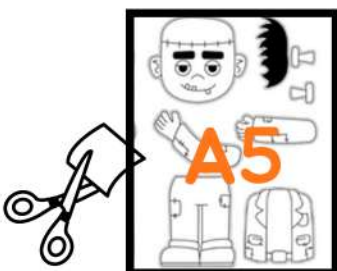
## How to Play ①

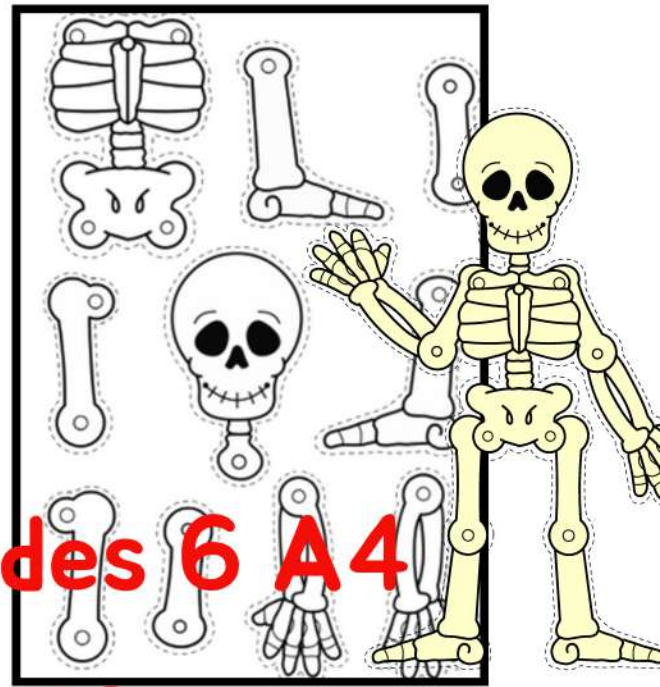
- Cut out the A4 sheet and glue the parts together.
- Feel free to pose the arms and tilt the head as you like.
- Color the character to make your own unique version.



## How to Play ②

- Cut out the A5 sheet and paste the parts on the A4 background.
- Feel free to pose the arms and tilt the head as you like.
- Color the scene to create your original Halloween picture!





This set includes 6 A4  
PDF pages.

Frankenstein  
- 2 per A4

Skeleton  
- 2 per A4



A4 background sheets